

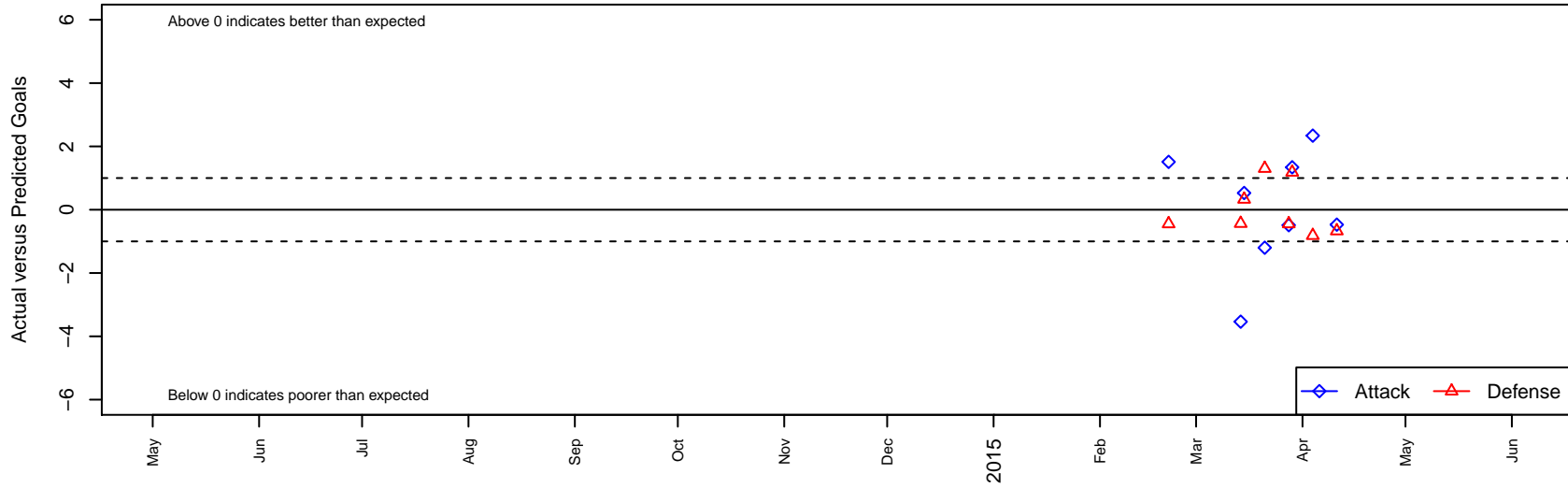
FME Fusion G03

Fife Milton Edgewood
Fife, WA
G03 total strength=448
attack=0.45 defense=0.19
spr league = Spr PSPL Classic 2 U11

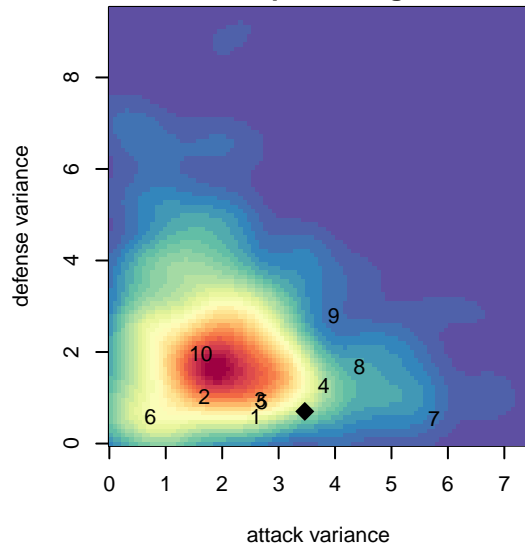
alt names used:
FME GU11 Fusion Dev

Venues played:
2014 Spr PSPL Classic 2 U11

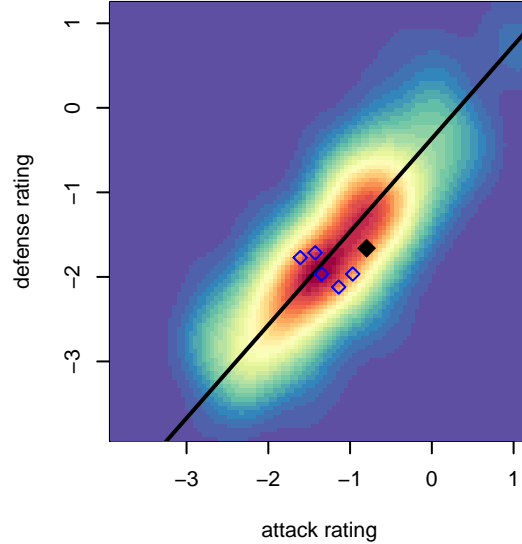
FME Fusion G03
Dots are actual minus expected GF (blue circles) and GA (red triangles).
Blue line is smoothed change in attack strength. Red is smoothed change in defense strength.



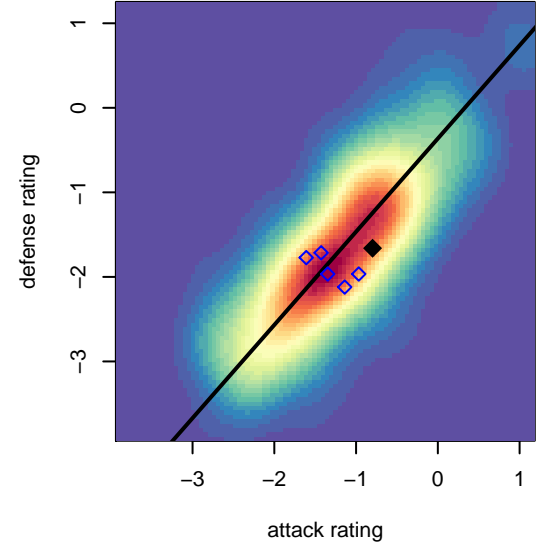
**attack and defense variance (black dot)
relative to other teams
and top 10 in region**



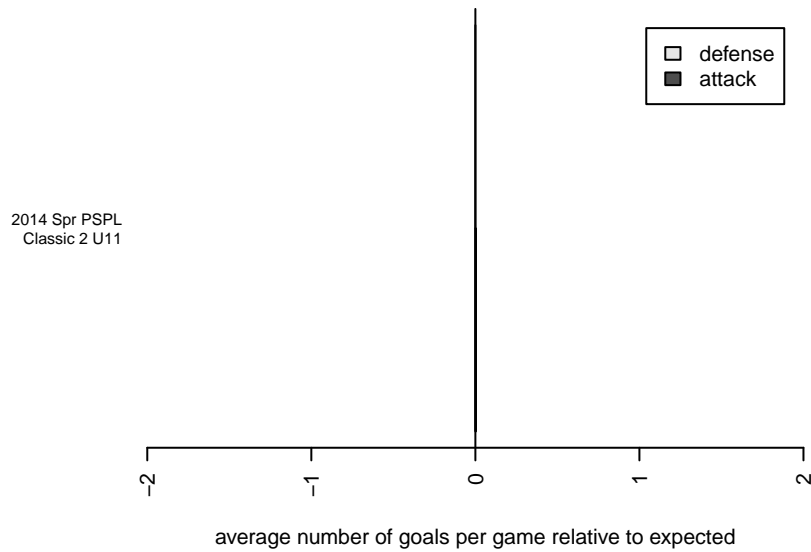
**attack and defense rating
relative to others at age
and all opponents in last 13 months**



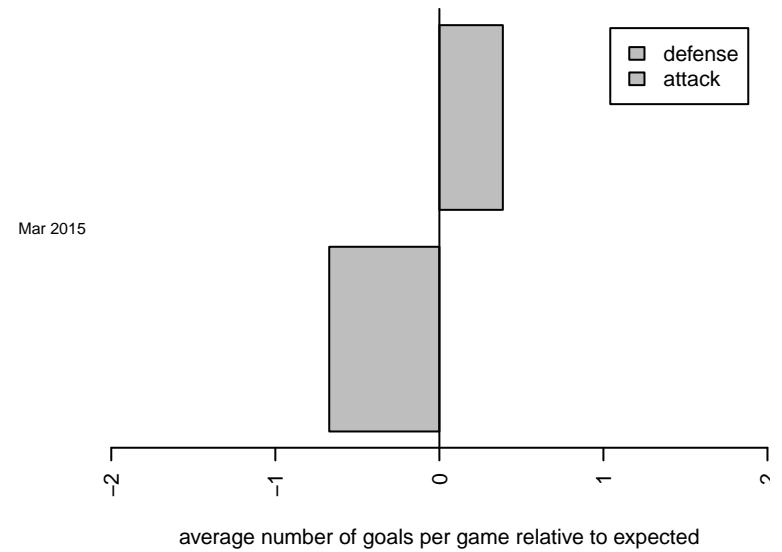
**attack and defense rating
relative to others at age
and all opponents in last 13 months**



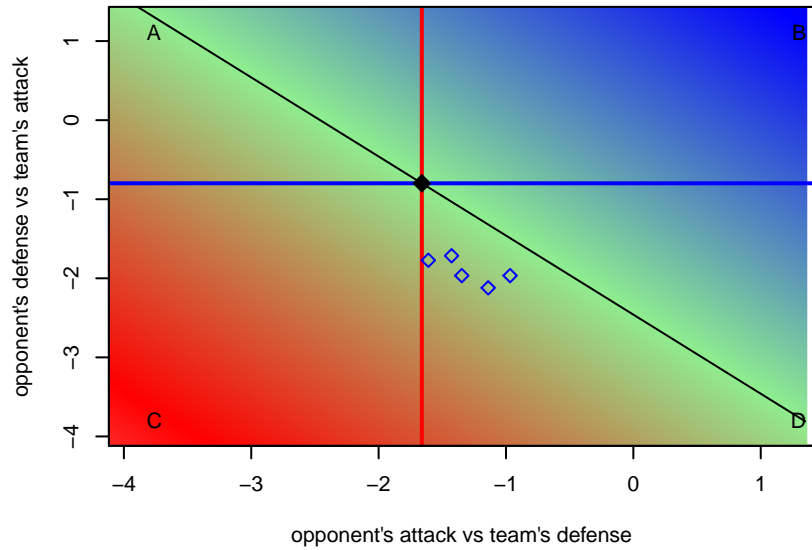
Performance relative to 13 month average



Performance relative to 13 month average



Distribution of opponents
 Red = Lose zone, Blue = Win zone, Green = Even
 Black line separates win/lose zones



lot. A=Neither has attack advantage, B=Opponent has both attack and defense advantage, C=Opponent has both attack and defense disadvantage, D=Both have

date	home		away		venue	pred.home	pred.away
2015-04-11	FME Fusion G03	2	Seattle Celtic White G03	2	2014 Spr PSPL Classic 2 U11	2.47	1.33
2015-04-04	CWSA Navy G03	2	FME Fusion G03	5	2014 Spr PSPL Classic 2 U11	1.18	2.66
2015-03-29	FME Fusion G03	4	CWSA Navy G03	0	2014 Spr PSPL Classic 2 U11	2.66	1.18
2015-03-28	West Seattle En Fuego Red G04	2	FME Fusion G03	3	2014 Spr PSPL Classic 2 U11	1.55	3.49
2015-03-21	FME Fusion G03	2	Wenatchee Valley United Tigers G03	0	2014 Spr PSPL Classic 2 U11	3.20	1.30
2015-03-15	Seattle Celtic White G03	1	FME Fusion G03	3	2014 Spr PSPL Classic 2 U11	1.33	2.47
2015-03-14	Highline Premier Red G03	2	FME Fusion G03	0	2014 Spr PSPL Classic 2 U11	1.56	3.54
2015-02-21	FME Fusion G03	5	West Seattle En Fuego Red G04	2	2014 Spr PSPL Classic 2 U11	3.49	1.55